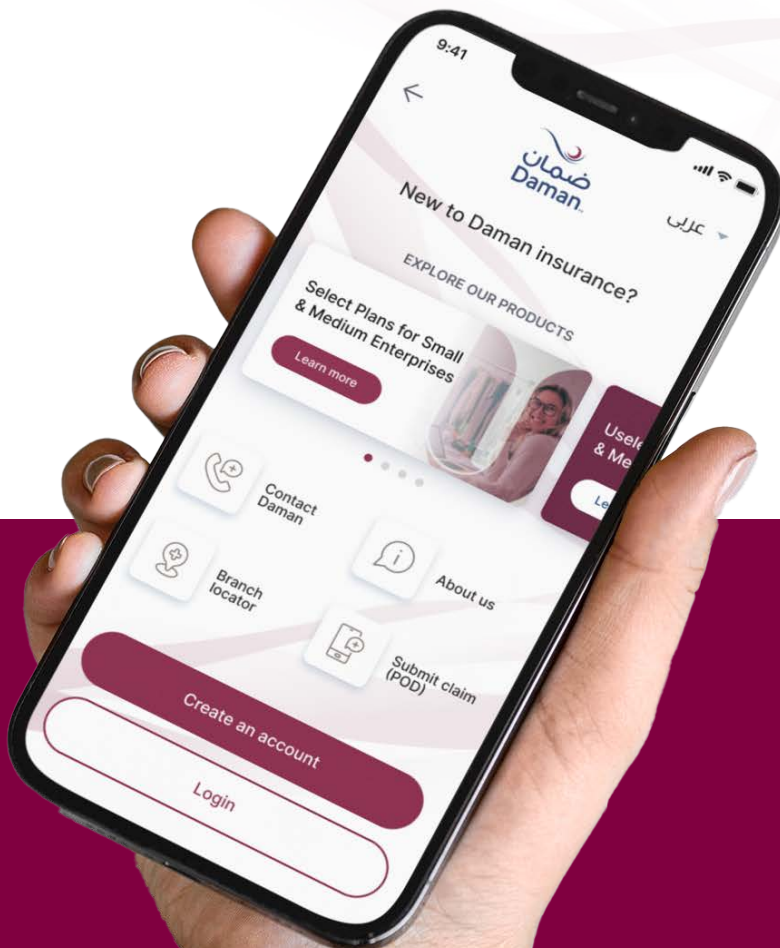


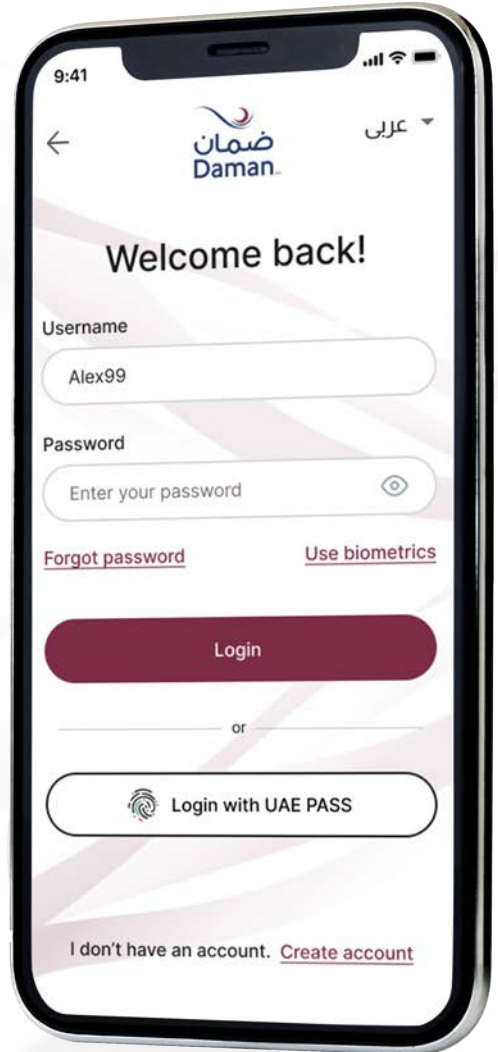
# The Daman App Guide

Get complete control of your insurance from anywhere, any time.



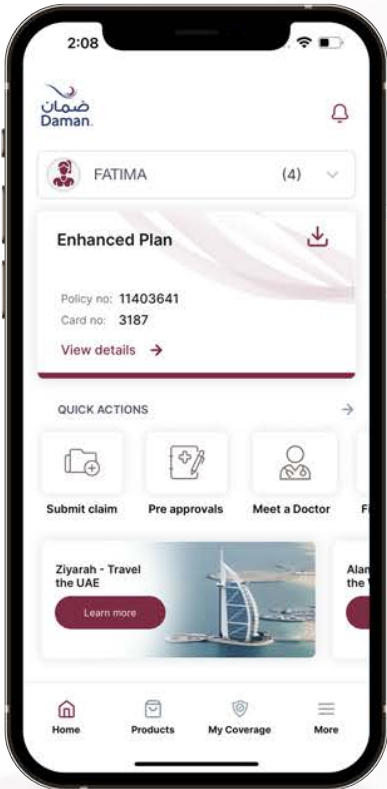
# Welcome to the Daman App

The Daman App gives you easy and quick access to your health insurance benefits and details, right from your smartphone.



# The Daman App Services

Enjoy a plethora of services and benefits, all in one place.



Access digital card details, insurance benefits and policy details for you and your family.




Find all your insurance-related documents in one place for easy access.



Book an appointment for yourself, or for a family member.

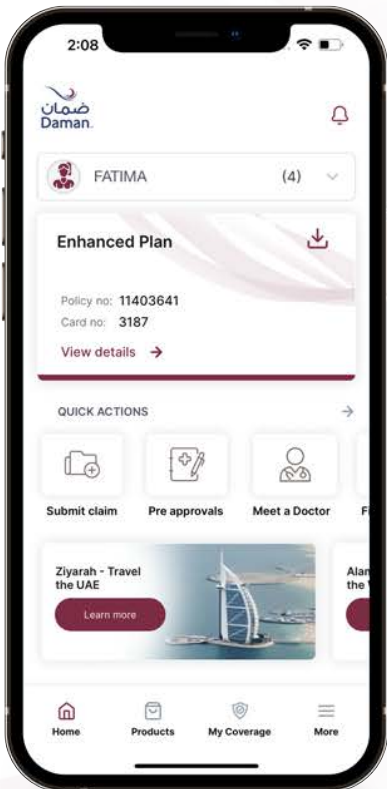


Locate medical providers under your network, no matter where you are.



Submit and track reimbursement claims easily.

# The Daman App Services



Discover your policy benefits.



Explore our travel products.




Get live updates on your pre-approval requests.



Set up your MyDaman account as you like.



Learn more about Daman and our products.

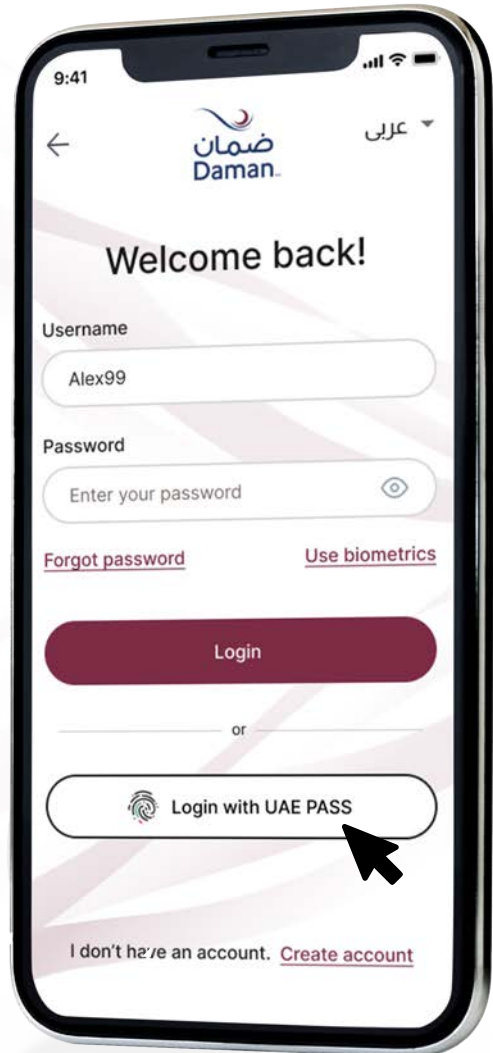


Get in touch with us if you have any queries.

# Login Experience

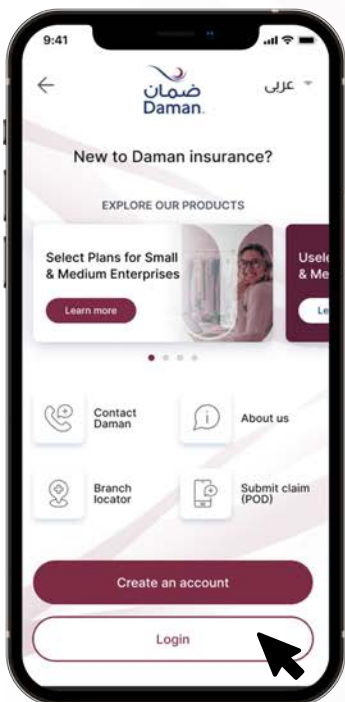
## Login with UAE PASS

If you have a UAE Pass account, you can login directly to our mobile app without having to register or create an account.



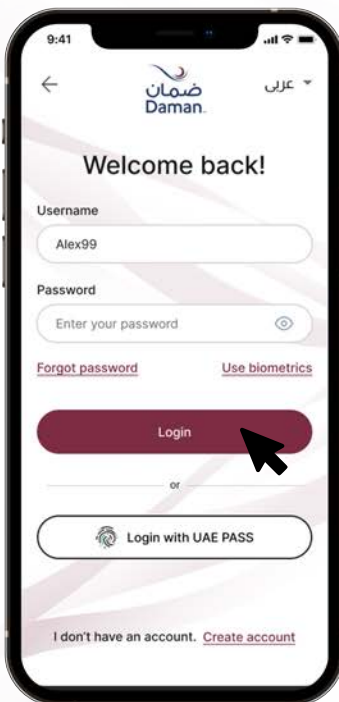
# Login Experience

In case you don't have a UAE Pass, you can login using the following steps.



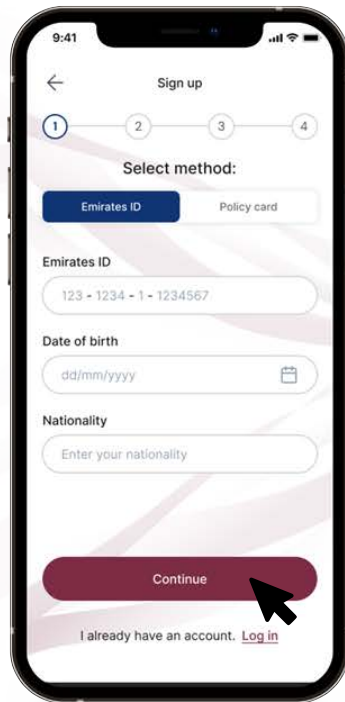
### Step 1:

Click on 'Login'.



### Step 2:

Login using your details.



### Step 3:

In case you forgot your password, you can login using your Emirates ID or Policy card through the next 3 steps.

# Login Experience

9:41

Forgot password

Account recovery

Username

Alex99

Phone number

+971 123 456 78 90

Email

d.spencer@gmail.com

Send a verification code

Cancel

## Step 4:

Enter your account details.

9:41

Forgot password

Account recovery

Phone number

+971 123 456 78 90

Email

d.spencer@gmail.com

Verification code has been sent to the phone number you've provided above:

Resend code in 45 seconds

Verify my account

Cancel

## Step 5:

You can then verify your account using the verification code sent to your phone number.

9:41

Forgot password

Secure your account

Username

Alex99

Create password ⓘ

Enter your nationality

Repeat password

Enter your nationality

Save and continue

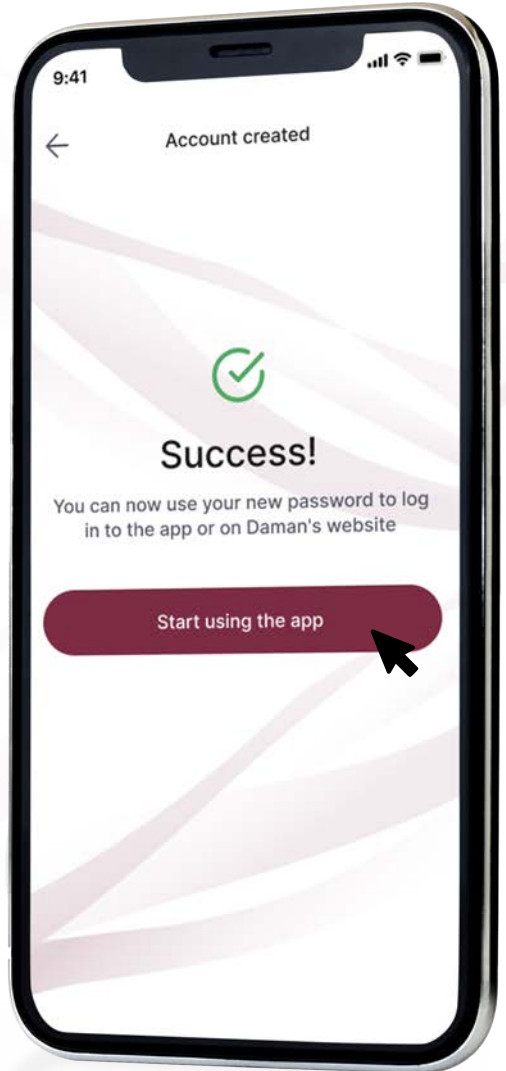
Cancel

## Step 6:

Finally, you can secure your account by creating a new password.

# Login Experience

Congratulations! You are now logged into the app.





# Sign-up for the Daman App

Registering and setting up your Daman account is easy and convenient.

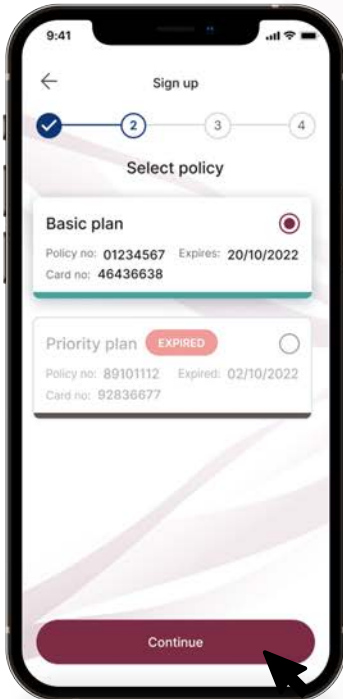
Get started the way you want

The image shows a smartphone screen at the 'Sign up' stage. At the top, there is a progress indicator with four steps: 1, 2, 3, and 4. Step 1 is highlighted. Below the progress indicator, the text 'Select method:' is displayed. There are two buttons: 'Emirates ID' (highlighted in blue) and 'Policy card'. Below this, there are three input fields: 'Emirates ID' with the value '123 - 1234 - 1 - 1234567', 'Date of birth' with the placeholder 'dd/mm/yyyy' and a calendar icon, and 'Nationality' with the placeholder 'Enter your nationality'. At the bottom, there is a red 'Continue' button and a link: 'I already have an account. [Log in](#)'.

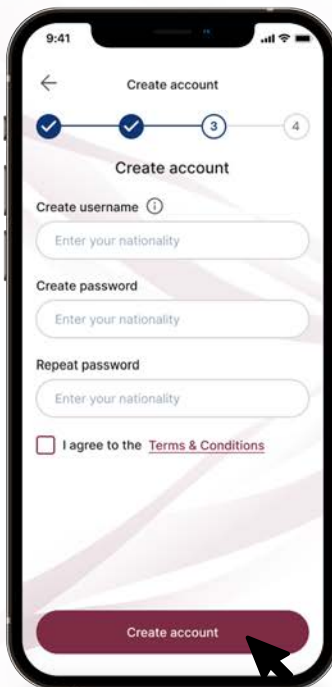
The image shows a smartphone screen at the 'Sign up' stage. At the top, there is a progress indicator with four steps: 1, 2, 3, and 4. Step 1 is highlighted. Below the progress indicator, the text 'Select method:' is displayed. There are two buttons: 'Emirates ID' and 'Policy card' (highlighted in blue). Below this, there are three input fields: 'Card number' with the value '123 - 1234 - 1 - 1234567', 'Date of birth' with the placeholder 'dd/mm/yyyy' and a calendar icon, and 'Nationality' with the placeholder 'Enter your nationality'. At the bottom, there is a red 'Continue' button and a link: 'I already have an account. [Log in](#)'.

**Step 1:** Choose how you want to sign up.

# Sign-up for the Daman App



**Step 2:**  
Select your policy.

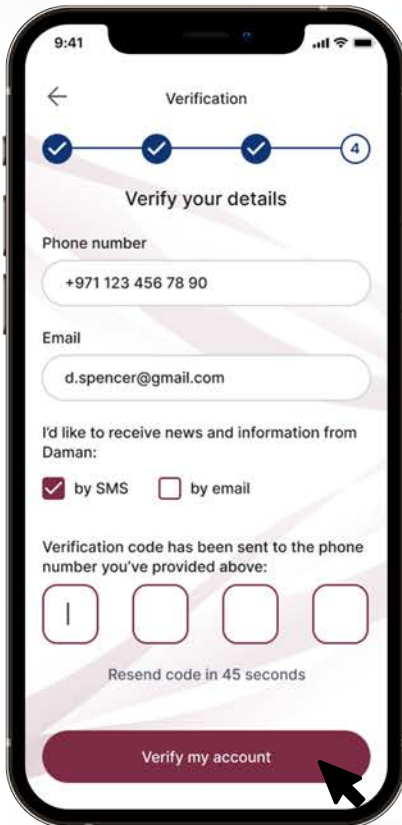


**Step 3:**  
Enter account details.

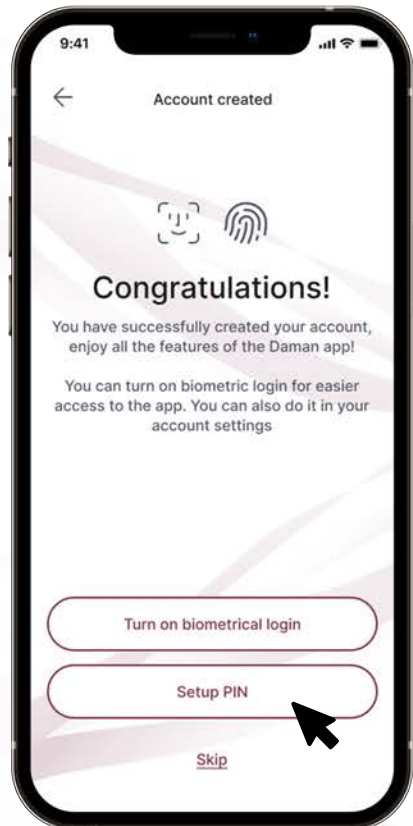


**Step 4:**  
Enter personal details.

# Sign-up for the Daman App



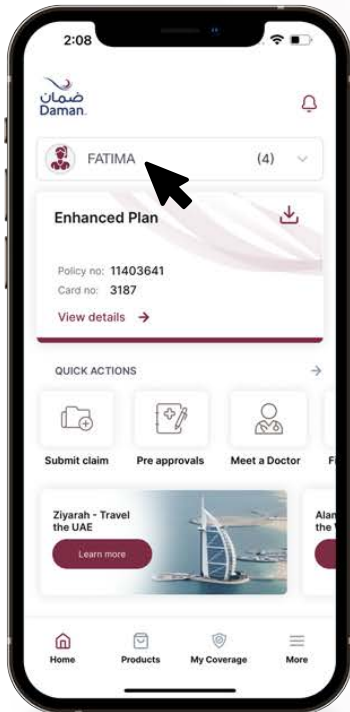
**Step 5:**  
Confirm details.



**Step 6:**  
Set up your fingerprint and get started.

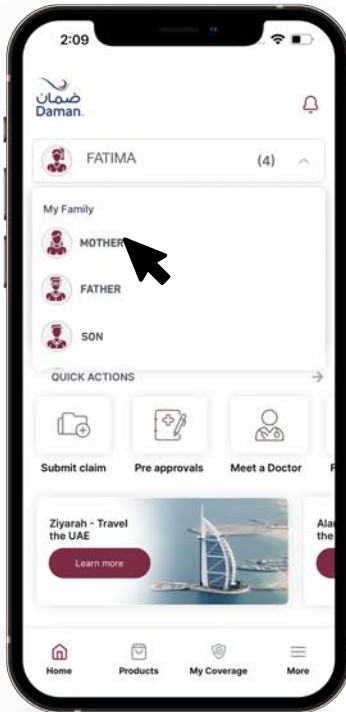
# My Insurance and Family

Get access to all your important health insurance details, including benefits and policy information, for you and your family members.



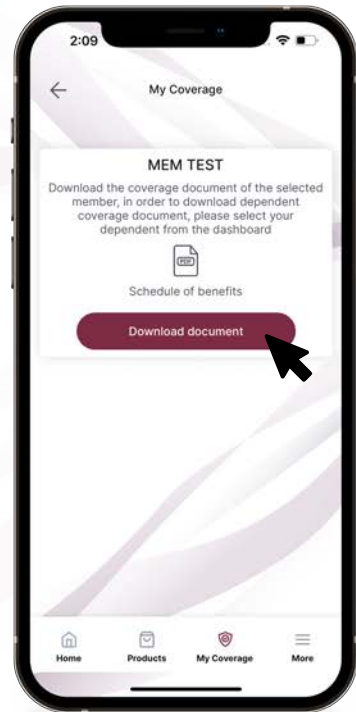
### Step 1:

Click on your name, at the top of the screen.



### Step 2:

Select the name of the person whose details you wish to see.



### Step 3:

You can also download the insurance documents of the selected individual and explore their Schedule of Benefits.

# Do More with the Daman Dashboard

Your dashboard gives you quick access to a wide range of services.

## Services:

### Submit Claim

Submit your reimbursement claim directly in a few steps.

### Pre-approvals

Track your pre-approval requests with live updates.

### Meet a Doctor

Book an appointment quickly for yourself, or a family member.



# Do More with the Daman Dashboard

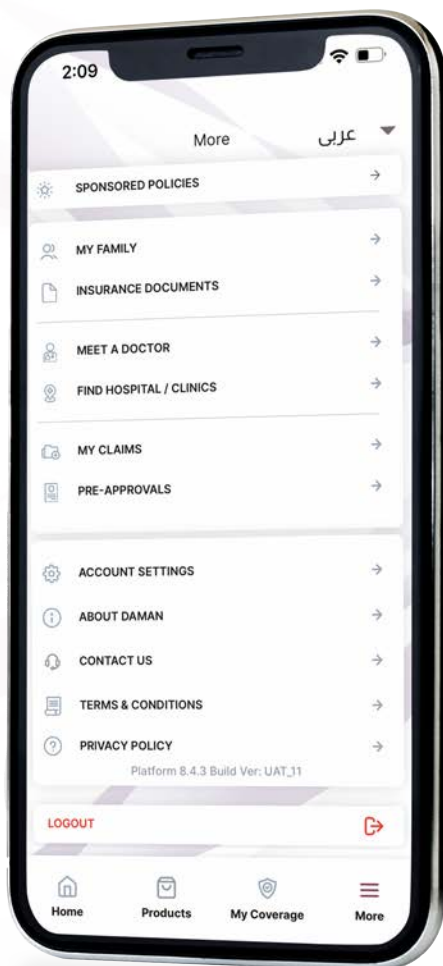
## Services:

### Find Hospital

No matter where you are, you can find a medical provider near you effortlessly.

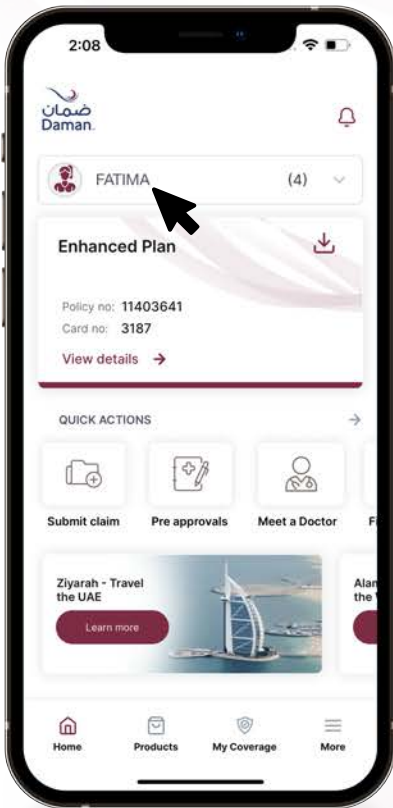
### Documents

Get easy access to all insurance-related documents, for you and your family.



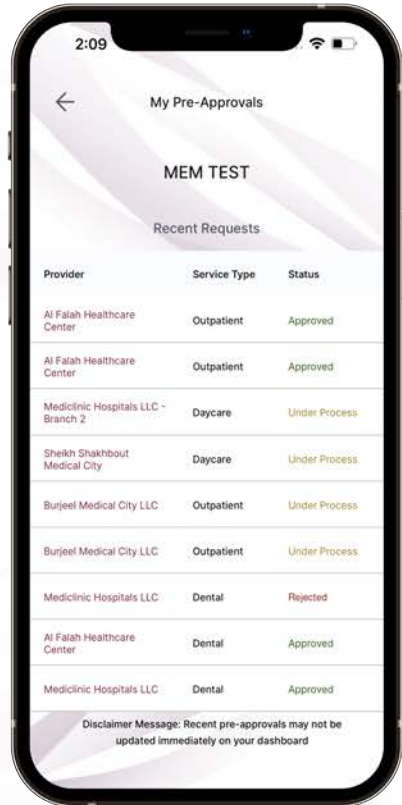
# Pre-Approvals Dashboard

Get live updates on all your pre-approval requests.



## Step 1:

From the dashboard on the homepage, select 'Pre-approvals', you can see them all in one place.



## Step 2:

Click on a pre-approval request to explore all details, including status of the request.

# Claims Dashboard

Submit and track reimbursement claims for you and your family.

**Step 1:** From the dashboard on the homepage, select claims.

**Step 2:** From here, you can submit a claim or track submitted claims.

**Step 3:** To submit a claim, enter your bank details.

**Step 4:** Now enter claim details.

**Step 5:** Select the relevant documents for your claim and upload them.

**Step 6:** Enter more details if needed.

**Step 7:** Your claim request is submitted.



# Meet a Doctor/ Find a Hospital

Expert medical assistance  
and advice is never too far away.

**Step 1:** From the dashboard on the homepage, select 'Meet a Doctor' or 'Find a Hospital'.

**Step 2:** Enter your current location details.

**Step 3:** Explore list of available medical providers.

**Step 4:** Choose your preferred option.

# Daman Products and Services

Find the right Daman insurance product for you, effortlessly.

## Products:

### Abu Dhabi Basic Plan

### Domestic Help Insurance

Affordable plans for your domestic help that offer benefits such as inpatient, outpatient and emergency.

### Alami

Outbound travel emergency health insurance that ensures utmost peace of mind no matter where you travel with a wide range of protection options.

### Ziyarah

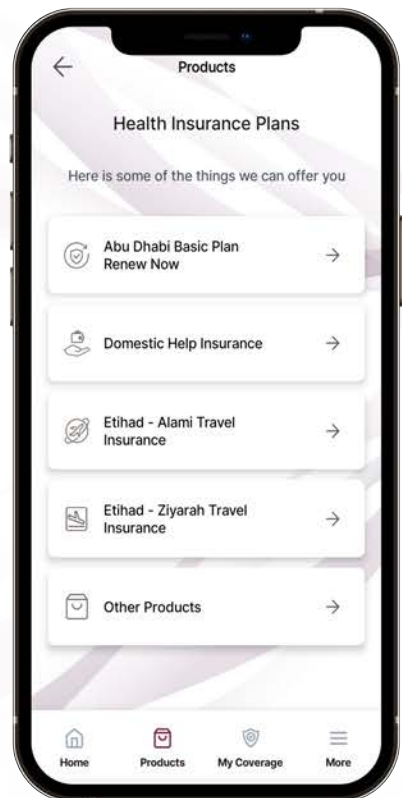
In-bound travel emergency health insurance that provides a wide range of protection options in case unexpected medical attention is required during your visit to the UAE.

# Daman Products and Services



## Step 1:

From the dashboard on the homepage, select 'Products'.

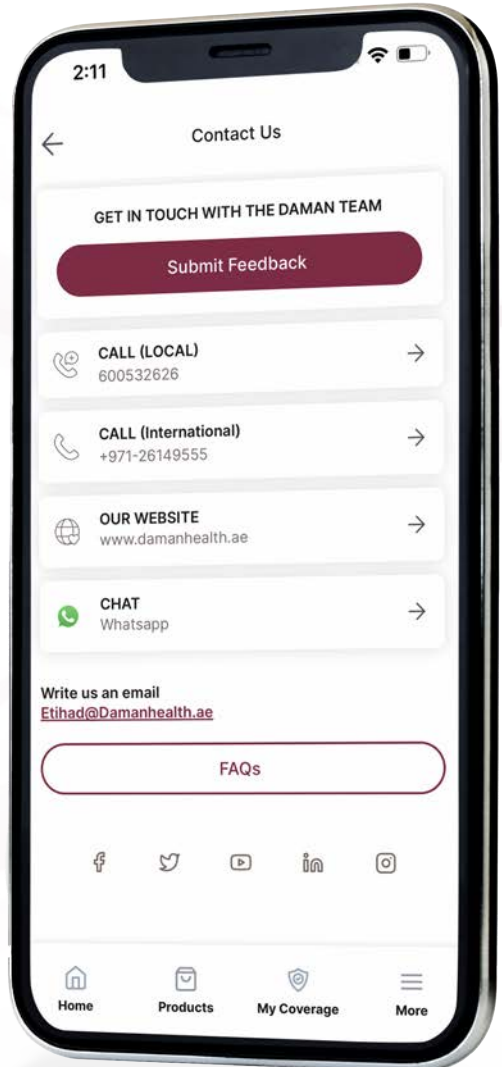


## Step 2:

Explore all Daman Insurance products for you and your family.

# Contact Us

Get in touch with us  
**600 - 5 - 32626**



# Thank You



Get The Daman App